flysound

Hearing Aids OTC

QUICK GUIDE

Please read the instructions carefully before use,
and keep these instructions for future reference

1. Download and Registration of the Hearing Aids APP.

(Android)
Flysound APP

(iOS)
FlysoundsMax APP

⚠ Important Reminder:

Search for the "FlysoundsMax" app on the App Store or the "Flysound" app on Google Play to customize your hearing.

2. Bluetooth connection with the Hearing Aids.

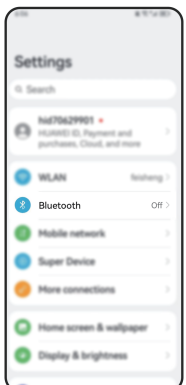

Connect Bluetooth

Open the phone settings and click on Bluetooth.

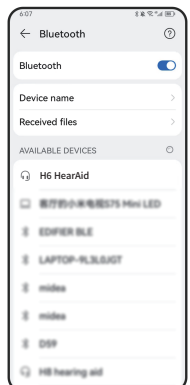

Click on the Bluetooth name

Find the Bluetooth name of the Hearing Aids and click on it.

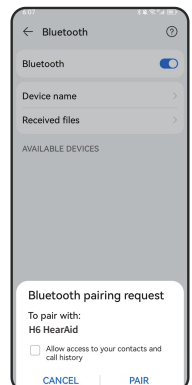

Select "Pair"

After clicking, a pairing box will pop up. Select "Pair".

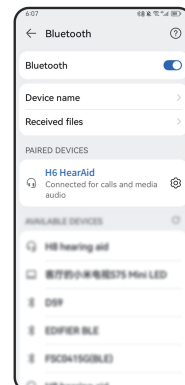

The pairing is completed

After successful pairing, the device will automatically complete the connection.

3. APP User Guide.



Connect to Phone Network

If this screen appears, connect your phone to Wi-Fi or mobile data, then reopen the app to access the login screen.

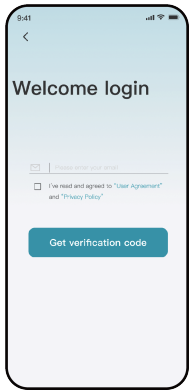

Email Login

Enter your email to get a verification code for login. Please use an email address without special symbols (such as underscores or periods) to register for the app, otherwise you may not receive the verification code.

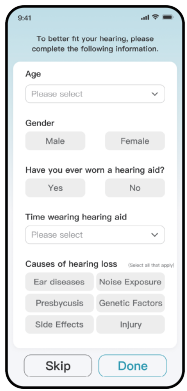

Set Up Personal Information

Fill in personal information according to the titles, or you can choose to skip.

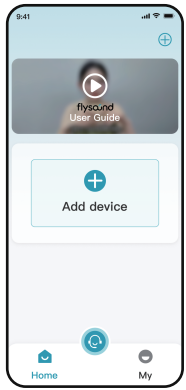

Add Device

Click"Add device"to enter the device search mode.

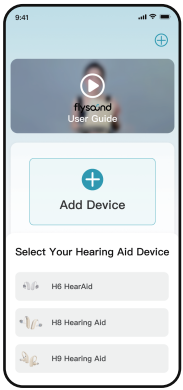

Choose Hearing Aids

Click on the Hearing Aids you want to add.

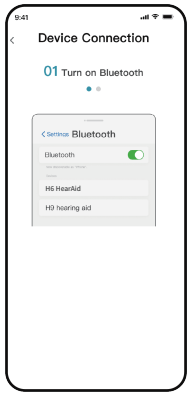

Turn on Bluetooth

Turn on your phone's Bluetooth, select the name of the Hearing Aids to be added, and pair it.



Tear off the film

Open the charging case, then tear off the film on the hearing aids and remote control to activate the product.



Search for Device

Search for the device via Bluetooth.

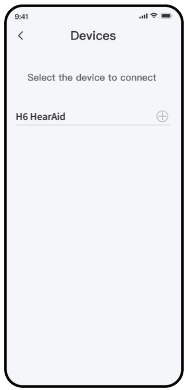

Select Bluetooth

Click on the searched-out Bluetooth name or click on the⊕.

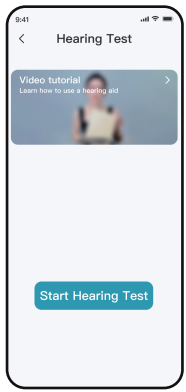

Start Test

Tap "Start Test" to begin hearing test.

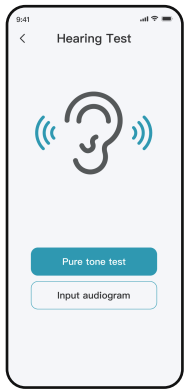

Hearing Test

When first pairing your hearing aids to the app, you may complete a hearing test or manually input your audiogram.



Test Preparation

Find a quiet environment, properly wear your hearing aids, then select "Next step".



Environmental Sound Check

The app automatically checks if your surrounding environment is suitable for a hearing test. Then select "Start Test".

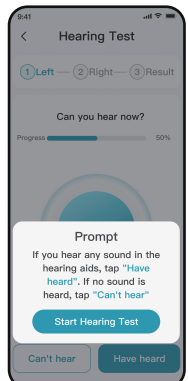

Start Hearing Test

When listening to sounds from your hearing aids, tap "Have heard" even if you only hear a faint sound. If you hear no sound at all, tap "Can't hear ".

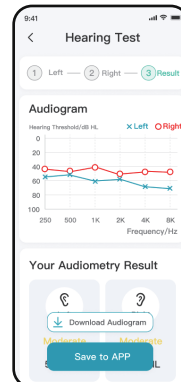

Save to APP

After completing your hearing test, the app will display your results based on the test. Then tap "Save to APP".

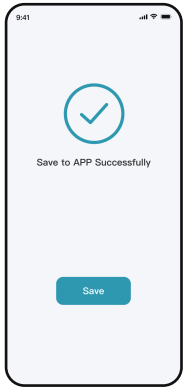

Saved to App Successfully

Once your hearing test results has been saved successfully, tap "save" to continue

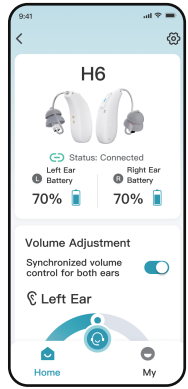

Home

After the connection is successful, enter the home page of the APP and you can adjust it according to your own needs.

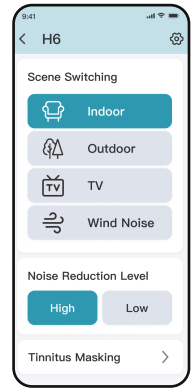

Scene change

Select the appropriate scene mode according to your own needs.

Indoor Scenarios：Quiet indoor spaces, offices, meeting rooms, libraries and other places.

Outdoor Scenarios：Roads, bus stops, subway stations and other places with relatively high noise.

TV Scenarios：Scenarios for watching movies and TV shows.

Wind Noise Scenarios：Riding a bicycle outdoors or on windy days.

4. To help you adapt to the Hearing Aids better, it is essential that you carry out a one-month wearing practice.



It is recommended to wear it for 1-2 hours every day. Chat with family members, do housework or read books in a quiet environment to gradually get used to the listening experience.



It is recommended to wear it for 3-4 hours a day. Choose quiet places such as residential communities and parks, and have a relaxed conversation with relatives and friends to get accustomed to listening.



It is recommended to wear it for 5-6 hours every day. You can go to noisy places such as restaurants and supermarkets and try to communicate with family members or strangers to exercise your listening ability.



After getting used to the above scenarios, you can wear the Hearing Aids throughout the day and easily engage in daily activities such as studying, communicating, and entertaining, enjoying a clear listening experience.

flysound Hearing

Shenzhen Flysounds Medical Technology Co., Ltd.

Address:
Room 1816, Building A, Jindingshengkechuang Park, No. 356, Dahe Road Qinghu Community, Longhua Street, Longhua District,Shenzhen, Guangdong, 518109, CHINA

Website:
www.flysounds.com

Email:
service@flysoundhearing.com

Telephone number (7×24h online):
+1 833658909